

## 5 Arakicho

During the Edo period (1603-1868), Arakicho was where feudal lord Matsudaira Setsunokami's residence was located. Its picturesque garden, completed with waterfall, was known during the Meiji period (1868-1912) as "Edo's Hakone" (Edo is the old name for Tokyo, and Hakone is a tourist spot in the mountains). From the Taisho period (1912-1926) to the middle of Showa period (1926-1989), it was very active as an atmospheric pleasure district. Even now, its nostalgic atmosphere and plentiful small eateries and bars, not to mention its hilly roads lined with buildings, makes it a pleasant place to visit.

### DATA

10 minutes on foot from Akebonobashi station (Metro),  
5 minutes on foot from Yotsuya-sanchome station (Metro)



## 6 Shinmichi-dori

Walking from the Yotsuya-mitsuke intersection towards Shinjuku, a sign "Shinmichi-dori" can be seen on your right. This sign marks the start of a dining and drinking area that runs parallel with Shinjuku-dori. Narrow alleys filled with popular bars, pubs and traditional cuisine restaurants.

### DATA

2 minutes on foot from Yotsuya station (JR/Metro lines)



## 7 Yotsuya-Mitsuke-Bridge

Completed in 1913, Yotsuya-Mitsuke-bridge was the first overpass to be completed in Tokyo. As a bridge leading to Akasaka Palace ("The State Guesthouse") it was designed in classic French style to be in harmony with the surrounding scenery. It was reconstructed in 1991, however it retained the style of the original's railing and lights. Its original handrails are now on display in front of the Shinjuku Historical Museum.

### DATA

Above Yotsuya station (JR line)



## 8 Japan Olympic Museum

In addition to exhibits and images that teach about the history of past Olympic Games as well as the Olympic Spirit, there is an Olympic Cauldron monument (replica) and even a corner where visitors can try to match their physical abilities to those of Olympians. Near the museum, there is Japan National Stadium (10-1, Kasumigaoka-machi, Shinjuku-ku) which was the main stadium of Olympic Games.

### DATA

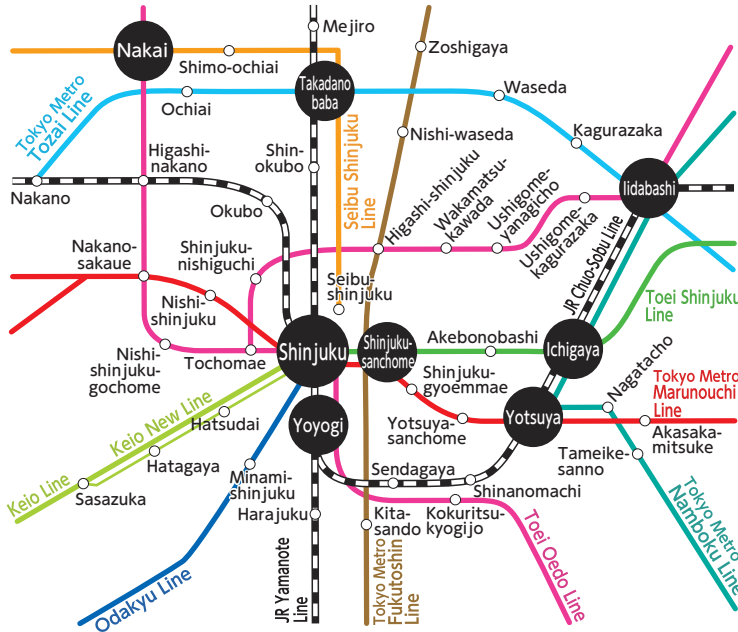
4-2, Kasumigaoka-machi, Shinjuku-ku  
03-6910-5561  
10:00 - 17:00 (Admission until 16:00, advanced reservations required)  
General: ¥500, 65 and over: ¥400 (I.D. required), high school students and under: free (student I.D. required)  
5 minutes on foot from Gaenmae Station (Metro),  
10 minutes on foot from Kokuritsu-kyogijo Station (Metro),  
12 minutes on foot from Sendagaya Station / Shinanomachi Station (JR line)



Courtesy of: JOC

## Stations around Shinjuku

This map is focused around stations in Shinjuku City.



### Offering Shinjuku Free Wi-Fi services.

~Shinjuku City Public wireless LAN service~



Free Wi-Fi Area sign

It can be used right away with a simple registration process where you enter information such as your email address. Please visit the official Shinjuku Convention & Visitors Bureau website for details on where it is available.



リンクする、新宿アート&カルチャー  
新宿フィールドミュージアム



Shinjuku event/cultural facility information website ↑



温故知しん!じゅく散歩  
新宿文化観光資源案内サイト

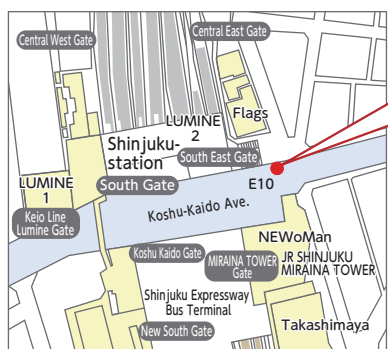


Shinjuku culture and tourism information website ↑

## SHINJUKU TOURIST INFORMATION

Opening hours 10:00-19:00

※Closed for the year-end and New Year holidays



SHINJUKU  
TOURIST  
INFORMATION  
新宿観光案内所



The data on these facilities is as of March 2025.

2024-9-2801

### Inquiries

Shinjuku Convention&Visitors Bureau

〒160-0023 BIZ Shinjuku 3F,6-8-2 Nishi-Shinjuku, Shinjuku-ku

TEL:03-3344-3160 (in Japanese) FAX:03-3344-3190 (in Japanese)

info@kanko-shinjuku.jp (in Japanese)

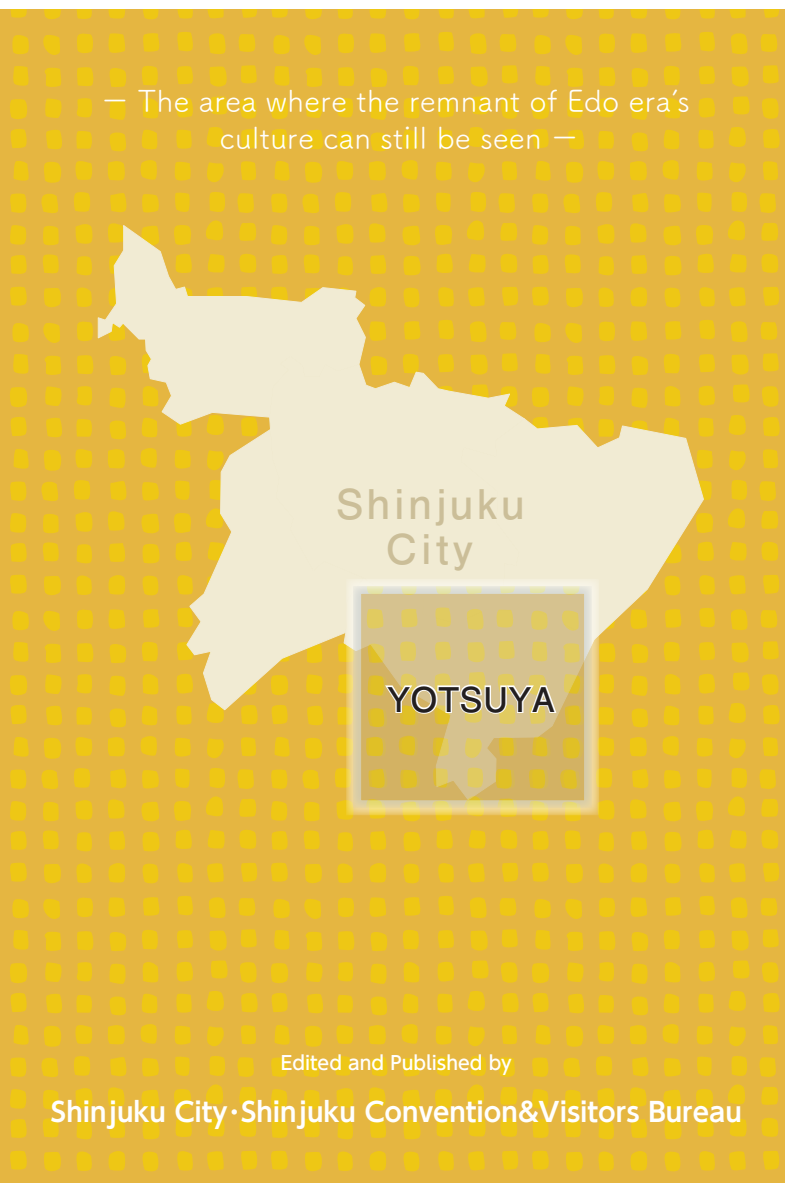
http://www.kanko-shinjuku.jp



## Shinjuku tourist map

# YOTSUYA 四谷

— The area where the remnant of Edo era's culture can still be seen —



Edited and Published by

Shinjuku City・Shinjuku Convention&Visitors Bureau

## 1 Meiji Jingu Gaien

Meiji Jingu Gaien was built to honor the accomplishments of the Emperor Meiji and the Empress Shoken, and to share their exploits with future generations. Centered around the Meiji Memorial Picture Gallery (an Important National Cultural Property) and with a variety of sports facilities such as baseball fields (including the Jingu Stadium), a driving range, and ice skating rinks, it is a satisfying place to spend your time. The gallery faces a 300 meter long tree-lined concourse, which sees many visitors each year.

### DATA

Kasumigaoka-machi, Shinjuku-ku/Kita-aoyama, Minato-ku 03-3401-0312 (General affairs)  
Gaen-mae station/ Aoyama-itchome station/Kokuritsu-kyogijo station (Metro),  
Shinanomachi station, Sendagaya station (JR line)  
※The closest station varies depending on which facility you plan to use.



## 2 Shinjuku Gyoen National Garden Greenhouse

An environmentally friendly greenhouse at Shinjuku Gyoen National Garden, which is under the jurisdiction of Ministry of the Environment. Various distinctive plants classified according to environmental themes including tropical lowlands, ponds and swamps, tropical mountains, arid regions, and subtropical areas in Japan such as the Ogasawara Islands and the Nansei Islands can be seen.



Photo courtesy of: Shinjuku Gyoen Management Office

### DATA

11 Naitomachi, Shinjuku-ku 03-3350-0151 9:30-15:30 Varies by time of year  
Monday (if Monday is a national holiday, closed on the next weekday.) and December 29 to January 3  
Adults ¥500 (Group discount ¥400), 65 and over, Students ¥250, 15 and under FREE  
●Shinjuku gate: 10 minutes on foot from the Shinjuku station south exit (JR/Keio/Odakyu lines), 5 minutes on foot from Shinjuku-sanchome station (Metro), 5 minutes on foot from Shinjuku-Gyoemmae station (Metro)  
●Okido gate: 5 minutes on foot from Shinjuku-Gyoemmae station (Metro)  
●Sendagaya gate: 5 minutes on foot from Sendagaya station (JR line), 5 minutes on foot from Kokuritsu-kyogijo station (Metro)  
※Alcohol and recreational items are prohibited  
※Please check to see if the garden is open at the Shinjuku Gyoen National Garden website below before coming.  
http://www.env.go.jp/garden/shinjukugyoen/

## 3 Suga-jinja Shrine

The magnificent Suga-jinja Shrine was originally built to house Yotsuya's guardian deity. A set of paintings of the Thirty-six Poetry Immortals (completed in 1836) was donated to the shrine, and these have been specified as tangible cultural properties of Shinjuku. A large festival is held every June, during which Yotsuya comes alive with the sound of mikoshi (portable shrine) bearers.

### DATA

5 Suga-cho, Shinjuku-ku 03-3351-7023  
7 minutes on foot from Yotsuya-sanchome station (Metro),  
10 minutes on foot from Yotsuya station (JR/Metro lines)



## 4 Wakaba-Higashi Park

Located near Yotsuya station, this triangular park is flanked by tree-lined paths. Designed to be symmetrical, green lawns were laid out surrounding chalk-white pillars and fountains. Following the tree-lined path leads you to a fantastic view of the State Guest House. Currently, there is the State Guest House, Akasaka palace Tourist Lounge with cafes, shops, barrier-free restrooms, etc. in the park.

### DATA

1-12 Yotsuya, Shinjuku-ku 03-5273-3914  
5 minutes on foot from Yotsuya station (JR/Metro lines)



The State Guest House, Akasaka Palace Tourist Lounge



Key

Address

Phone Number

Business Hours

Closed On

Entrance Fee

Directions

9 Shinjuku Historical Museum

The Shinjuku Historical Museum was established by Shinjuku City to preserve and inherit the cultural relics and history of Shinjuku. In addition to popular permanent exhibits like the scale model of Naito Shinjuku post town and several times a year special exhibits are held. Visit Shinjuku Historical Museum to have a fun time learning about Shinjuku's history.

DATA

12-16 Yotsuyasan-ei-cho, Shinjuku-ku

03-3359-2131

9:30-17:30 (entrance until 17:00)

2<sup>nd</sup> and 4<sup>th</sup> Monday of each month (On holiday's, the following day), the New Year's holidays

General: ¥300, Elementary and junior high: ¥100

8 minutes on foot from Yotsuya-sanchome station (Metro),  
8 minutes on foot from Akebonobashi station (Metro),  
10 minutes on foot from Yotsuya station (JR/Metro lines)

10 The Sato Museum of Art

The Sato Museum of Art supports young art students and artists, and promotes intenational exchange through art. The museum holds workshops and teaches courses on art-related topics.

DATA

31-10 Daikyochō, Shinjuku-ku

03-3358-6021

10:00-17:00 (Fridays until 19:00)

Mondays, the New Year's holidays, and when changing exhibits

Free (Special exhibits however have admission fees)

5 minutes on foot from Sendagaya station (JR line),  
6 minutes on foot from Shinanomachi station (JR line),  
4 minutes on foot from Kokuritsu-Kyogijo station (Metro)

11 Min-On Music Museum

One of the world's few music museums. Displays of antique pianos, music boxes, and ethnic instruments can be viewed, and you can enjoy a variety of beautiful sounds. Many music related exhibits and shows can be seen here.

DATA

8 Shinanomachi, Shinjuku-ku

03-5362-3555

11:00-16:00 (Sundays/Holidays 10:00-17:00)

Mondays (on holidays, the following day)

Free

3 minutes on foot from Shinanomachi station (JR line),  
10 minutes on foot from Yotsuya-sanchome station (Metro),  
10 minutes on foot from Kokuritsu-kyogijo station (Metro)

12 Fire Museum

A collection of fire-fighting history and objects. Hand pumps, ladder trucks, fire helicopters and more are on display. From the firefighting methods of the Edo period (1603-1868) to modern practices, you can enjoy learning about the history of firefighting.

DATA

3-10 Yotsuya, Shinjuku-ku

03-3353-9119

9:30-17:00

Mondays (on holidays, the following day) and the New Year's holidays

Free

Adjacent to exit 2 of Yotsuya-sanchome station (Metro)

13 Tokyo Toy Museum

Filled with traditional Japanese toys and toys from around the world. You can look at, play with, and even try your hand at making toys in this fun-filled museum. From infants to senior citizens, this museum can provide a good time for everyone.

DATA

4-20 Yotsuya, Shinjuku-ku, in Yotsuya square

03-5367-9601

10:00-12:00, 13:30-15:30

Thursdays, special closed days in February, April and September, the New Year's holidays

Adult (high-school students and above): ¥1,100,  
Children: ¥800 (younger than 6 months of age, entrance free)

We offer discounts.

6 minutes on foot from Yotsuya-sanchome station (Metro)

